Enabling Progress ...

www.bfwindia.com

BFW
Enabling Progress ...

Enabling Progress ...

BFW 60th ANNIVERSARY

Innovation

iris

Growth

m2nxt
Enabling Smart Manufacturing



BAMPL
Precision Parts Manufacturing

Sustainability

Caring for Society, Beyond making machines.

Enabling Progress ...

About BFW

Bharat Fritz Werner Ltd. (BFW) is India's leading solution provider of machine tools. Manufacturer of horizontal machining centers, vertical machining centers, horizontal turning centers, vertical turning centers, multi-process technologies, five axes simultaneous machines, special machines & customized solutions.

BFW, a flagship company of the Kothari Group, was established in the year 1961 in collaboration with Fritz Werner Werkzeugmaschinen GmbH Germany. With 60,000+ installations across 15 countries through channel partners, wide sales & service network is available at 48 locations in India including 5 tech centers.

With an excellent design engineering capability & two state-of-the-art manufacturing plants BFW provides solutions to meet the performance, productivity and reliability expectations of diverse industries i.e. Aerospace, Automotive, Die Mould, Forging, Valves, Railways etc.

Innovation & Excellence

To ensure customer progress at every step, BFW has been continuously investing in R&D and has launched **Dr Kalam Centre for Innovation** in 2016 to create applied R&D for the next-gen manufacturing technologies.

'**Dr. Kalam Center for Innovation, Bharat Fritz Werner is one of the Top 50 Innovative Companies'** certified & awarded by CII Industrial Innovation Awards 2022.

Winner of **FICCI Industry 4.0 Award in 2022** for building Smart Products.

Economic Times Recognized BFW as **Promising Best Machine Tool Brand for the year 2020**

BFW has been recognized as one of the "**Top 25 Most Innovative Companies in India**" by CII Industrial Innovation Awards 2018.

BFW has been recognized by EEPC as **'Star Performer for Exports'** for four years 2014 to 2019

Values

Integrity

Innovation

Respect & Team Work

Customer Focus

Speed of Response

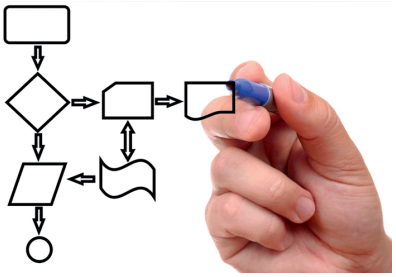

Process Driven Approach

Enabling Progress ...

World Class Infrastructure

Bharat Fritz Werner - An ISO 9001 - 2015 & ISO 14001-2015 Certified Company

Foundry

BFW owned a full-fledged foundry at Hosur. The foundry is equipped with furnances, shot blasting equipment, sand mixing & reclamation machinery, and an in-house laboratory. The foundry produces upto 600 tonnes of grey iron, SG iron and Ni-Hard castings every month.



Mother Machines

BFW enabled by well equipped manufacturing facility along with the mother machines.

- Mitsubishi 5-face plano miller for finished machining of large and heavy components.
- Nissan horizontal boring machine for precise boring and 4-face milling on heavy components
- SIP vrtical JIG boring machine
- Waldrich Coburg slide way grinding machine.

Testing & Inspection

Leitz co-ordinate measuring machine for large parts with volumetric length measuring error of(1.3+(L/500)) microns and probing error of 1 micron.

CarlZiess co-ordinate measuring machine with volumetric length measuring error of (2.2+(L/300)) microns and probing error of 2 microns.

Spindle Manufacturing

Most BFW products are fitted with spindles are at manufactured in-house. The facilities include grinding machines from Kellenberger, Studer, Voumard and Toss BDU.

Dr Kalam Centre for Innovation - R&D

BFW enabled by In-house R&D facility with passionate team for creating technologies for tomorrow.

Assembly facility at Bangalore

Facility at Hosur

Enabling Progress ...

Technology Offerings

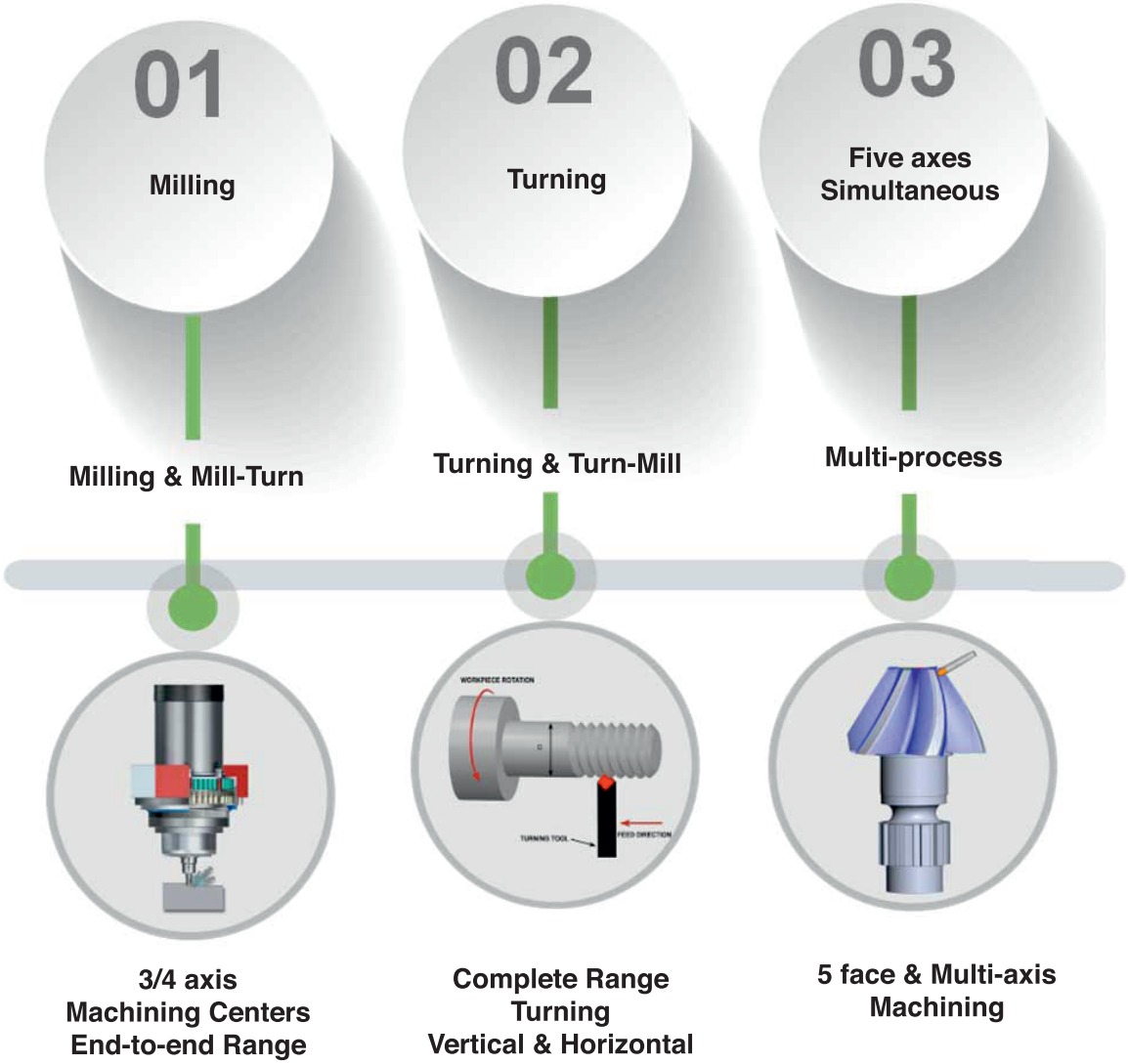

Cutting-edge New Products

60,000 + Global Installations

Simultaneous Five Axes High Accuracy Machining Center

Model - Swift Nx	Unit	NX5	Nx8
Table	mm	Ø500	Ø800
Strokes X/ Y/ Z	mm	700/ 795/ 600	1100/ 1100/ 600
A axis	deg	-120/+30	-120/+ 30
C axis	deg	360	360
Spindle speed (HSK A63)	rpm	12000 (15000)	12000 (15000)
Spindle power: Cont. S1 / S6 40%	Kw	27/ 40	40
Max Safe Load	kg	400	1000

Five Axes Machine with Cantilever Table

Model - CL	Unit	CL 500
Table	mm	Ø 680
Strokes X/ Y/ Z	mm	700/520/500
A axis	deg	-110/+110
C axis	deg	360
Spindle speed (HSK A63)	rpm	10000
Spindle power: Cont. S1 / S6 40%	Kw	11 / 16.5
Max Safe Load	kg	350

Five Axes Horizontal Machining Center with Universal Head

Model - ORION Nx	Unit	Fx5500	Fx8000	Fx10000
Pallet size	mm	500 x 500	630 x 630 (800 x 800)	1000 x 1000
Strokes X/ Y/ Z	mm	800/ 1000/ 800	1250/ 1250/ 1000	1600/ 1400/ 1250
A axis	deg	-30 deg to + 180 deg		
C axis	deg	360		
Spindle speed	rpm	12000	8000	8000
Spindle power: (ED 40 %) - Std	Kw	28	63	63
Max Safe load	kg	700	1500	3000

ORION Series
Horizontal Machining Centers

- High Performance HMC
- Precision, Productivity and Reliability
- Available product range 400 x 400 pallet to 1250 x 1000 pallet size for wide range of applications

Model	Unit	H 4000	H 5500	H 5500-50	H 6600	H 8000	H 8800	H 10000	H 12000
Pallet size	mm	400 x 400	500 x 500	500 x 500	630 x 630	800 x 800	800 x 800	1000 x 1000	1250 x 1000
Spindle taper	type	HSK A 63, BT40		HSK A 100, BT50					
Axes traverse (X/ Y/ Z)	mm	X 600 Y 560 Z 600	X 800 Y 800 Z 800	X 740 Y 740 Z 800	X 1000 Y 1000 Z 1000	X1250 Y 1000 Z 1000	X 1400 Y 1200 Z 1350	X 1600 Y 1400 Z 1400	X 2000 Y 1400 Z 1400
Job Swing Dia x Ht Weight	mm/ kg						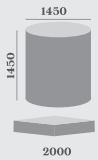		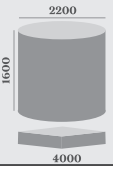
Rapid rates	m/ min	60	60	60	60	60	50	40	40

Prima Series
Horizontal Machining Centers

- High productivity HMC
- Suitable for Tractor and Automotive Components
- Consistent results for competitive manufacturing

Model - Prima	Unit	Prima 44 Pro	Prima 54 Pro	Prima 55 Pro	Prima 65 Pro
Pallet	mm	500 X 400	630 X 500	630 X 500	630 X 800
X/ Y/ Z Axes	mm	600/ 600/ 600	800/ 700/ 800	800/ 700/ 800	1000/ 850/ 1000
Taper	type	BT 40 (HSK A 63)	BT 40 (HSK A 63)	BT 50 (HSK A 100)	BT 50 (HSK A 100)
Job Swing Dia x Height x Weight	mm				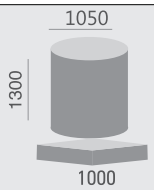



MCR Series
Horizontal Machining Centers

- High Speed and gives energy efficient benefits
- Compact foot print, can be a stand-alone machine or line setup
- MCR machines ideally suited for Crankshaft Oil hole drilling

Model - MCR	Unit	H320 MCR	H 400 MCR
Pallet	mm	Dia 320	Dia 400
X/ Y/ Z Axes	mm	500/ 350/ 350	500/ 400/ 400
Spindle speed	rpm	8000 (10000)	8000 (10000)
Spindle power	kW	3.7/ 5.5 (7.5/ 11)	3.7/ 5.5 (7.5/ 11)
Taper	type	BT 30 (HSK A 50)	BT 40 (HSK A 63)
Safe load	kg	300 (400)	300 (500)
Rapid traverse X/ Y/ Z	m/min	60/ 60/ 60	50/ 50/ 50

TCM Series - Traveling Column VMC

- Better known for flexible machining by using option of different heads and different tables
- Tailor made solutions for machining large sized components for Aerospace & Energy Segments

Model - TCM	Unit	TCM 4100	TCM 4200	TCM 4300	TCM 4400	TCM 4500
Table	mm	1500 x 635	2500 x 635	3500 x 635	4500 x 635	5500 x 635
Strokes X/ Y/ Z	mm	1000/ 600/ 700 (1000)	2000/ 600/ 700 (1000)	3000/ 600/ 700 (1000)	4000/ 600/ 700 (1000)	5000/ 600/ 700 (1000)
Spindle speed	rpm	6000/ 8000	6000/ 8000	6000/ 8000	6000/ 8000	6000/ 8000
Spindle power (Fanuc)	kW	7.5/ 11 (11/ 15)	7.5/ 11 (11/ 15)	7.5/ 11 (11/ 15)	7.5/ 11 (11/ 15)	7.5/ 11 (11/ 15)
Taper	type	BT 40 (HSKA63)	BT 40 (HSKA63)	BT 40 (HSKA63)	BT 40 (HSKA63)	BT 40 (HSKA63)
Safe load	kg	1000	2000	3000	4000	5000

Model - TCM	Unit	TCM 5100	TCM 5200	TCM 5300	TCM 5400	TCM 5500
Table	mm	1500 x 835	2500 x 835	3500 x 835	4500 x 835	5500 x 835
Strokes X/ Y/ Z	mm	1000/ 825/ 700 (1000)	2000/ 825 700 (1000)	3000/ 825 700 (1000)	4000/ 825/ 700 (1000)	5000/ 825/ 700 (1000)
Spindle speed	rpm	6000 (8000)	6000 (8000)	6000 (8000)	6000 (8000)	6000 (8000)
Spindle power (Fanuc)	kW	22/ 26 (30/ 45)	22/ 26 (30/ 45)	22/ 26 (30/ 45)	22/ 26 (30/ 45)	22/ 26 (30/ 45)
Taper	type	BT 50 (HSKA100)	BT 50 (HSKA100)	BT 50 (HSKA100)	BT 50 (HSKA100)	BT 50 (HSKA100)
Safe load	kg	1000	2000	3000	4000	5000

BMV Pro Series
Vertical Machining Centers

- Fixed Column
- Rigidity, Higher Productivity
- Readily available machines for quicker installation to capture the dynamic market needs

Model BMV Pro	Unit	9500 HS	9500 HD
Table	mm	510 X 1100	510 X 1100
Strokes X/ Y/ Z	mm	900/ 500/ 500	900/ 500/ 500
Spindle speed	rpm	10,000 (12,000)	6000 (8,000)
Spindle power	kW	7.5/ 11	7.5/ 11
Spindle power	kW	NA	NA
Taper	type	HSK-A-63/ BBT40	BT 40/ BBT 40
Safe load	kg	500	900

Xtron Series
Vertical Machining Centers

- Fixed Column
- Rigidity, Higher Productivity
- Extensive series range available for small, medium and large size jobs for competitive manufacturing

Model - XTRON	Unit	XTRON 433	XTRON 544	XTRON 955	XTRON 1366	XTRON 1577
Table	mm	600 X 310	700 x 410	1100 x 510	1500 x 610	1700 x 710
Strokes X/ Y/ Z	mm	400/ 300/ 300	500/ 400/ 400	900/ 500/ 500	1300/ 600/ 600	1500/ 700/ 700
Spindle speed (BT40)	rpm	8000 (10000) (6000)	8000 (10000) (6000)	8000 (10000)(6000)	6000 (4800) (8000)	6000 (4800) (8000)
Spindle speed (BT50)	rpm	NA	NA	6000 (4800)	6000 (4800)	6000 (4800)
Spindle power	kW	5.5/ 7.5	5.5/ 7.5	7.5/ 11	7.5/ 11	7.5/ 11
Spindle power	kW	NA	NA	11/ 15	11/ 15	11/ 15
Taper	type	BT 40	BT 40	BT 40 (BT50)	BT 40 (BT50)	BT 40 (BT50)
Safe load	kg	250	500	900	1300	1500

BMV Series
Vertical Machining Center

- Fixed Column
- Rigidity, Higher Productivity
- Extensive series range available for small, medium and large size jobs for Global Competitiveness

Mod»le - BMV	Unit	BMV 45+	BMV 50	BMV 60+	BMV 65	BMV 65+	BMV 70	BMV 80
Table	mm	900 x 450	1000 x 510	1250 x 600	1500 x 650	1700 x 650	1700 x 710	2400 x 810
Strokes X/ Y/ Z	mm	600/ 450/ 500	800/ 510/ 510	1050/ 610/ 610	1280/ 700/ 650	1500/ 700/ 650	1500/ 810/ 710	2000/ 810/ 810
Spindle speed (BT40)	rpm	8000 (10000)	8000 (10000)	6000 (8000)(10000)	6000 (8000)(10000)	6000 (8000)(10000)	6000 (8000)(10000)	6000 (8000)(10000)
Spindle power (Fanuc)	kW	5.5/ 7.5 (7.5/ 11)	7.5/ 11 (7.5/ 11)	7.5/ 11 (11/ 15)	7.5/ 11 (11/ 15)	7.5/ 11 (11/ 15)	11/ 15 (15/ 13.5)	15/ 18.5 (13.5/ 23)
Taper	type	BT 40	BT 40	BT 40 (BT 50)	BT 40 (BT 50)	BT 40 (BT 50)	BT 40 (BT 50)	BT 40 (BT 50)
Safe load	kg	500	600	1200	1200	1500	2000	2500

Virat Series
Vertical Machining Centers

- Double Column
- Rigidity, Higher Productivity
- Tailor made solutions for large sized components for die-mould, Automotive and Aerospace

Model - Virat	**Unit**	**Virat -1020**	**Virat - 1520**	**Virat - 1530**	**Virat -2030**	**Virat -3040**
Table	mm	1000 x 2200	1500 x 2200	1500 x 3200	2000 x 3200	3000 x 4200
Strokes X/ Y/ Z	mm	2000 / 1200/ 800	2000/ 1700/ 1000	3000 / 1700/ 1000	3000/ 2400/ 1000	4000/ 4000/ 1000
Spindle speed	rpm	6000	6000	6000	6000	6000
Spindle power	kW	11/ 15	15/ 18.5	15/ 18.5	18.5/ 22	22/ 30
Taper	type	BT 50	BT 50	BT 50	BT 50	BT 50
Safe load	kg	4000	6000	8000	10000	16000

Novell V+
Vertical Machining Center

- High speed rotary auto-pallet with column moving
- Rigid Cast Iron structure
- Better solution for high speed operations

Specifications	Unit	Novell V +
Pallet	mm	800 x 500
Strokes X/ Y/ Z	mm	650/ 510/ 510
Spindle speed	rpm	6000/ 8000 (10000)
Spindle power (Fanuc)	kW	7.5/ 11 (11/15)
Taper	type	BT 40 (HSKA63)
Safe load	kg	350

Omega Series
Vertical Machining Centers

- High Speed & high productivity
- Compact & suitable for machining line setup
- Perfect machine for Automotive IC/ EV, Electronics Medical implants and Aluminum components

Model - Omega	Unit	3050	3070	4050	4070
Table	mm	650 X 400	850 X 410	650 X 400	850 X 410
Strokes X/ Y/ Z	mm	500/ 400/ 350	700/ 400/ 350	500/ 400/ 450	700/ 400/ 450
Spindle speed	rpm	80 - 8000 (120 - 12000 and upto 24000)	80 - 8000 (120 - 12000)	80 - 8000 (100 - 10000)	80 - 8000 (120 - 10000)
Spindle power	kW	7/ 8.4	7/ 8.4	7/ 10.5	7/ 10.5
Taper	type	BBT30	BBT30	BT 40	BT 40
Safe load	kg	300	300	300	300
Rapid rates	m/min	60/ 60/ 48	60/ 60/ 48	60/ 60/ 48	60/ 60/ 48
Chip-to-chip time	s	1.7	1.7	2.8	2.8

Products ...

Heavy-duty Horizontal Machining Center

Model - HDM	Unit	HDM 800	HDM 800	HDM 1000	HDM 1200	HDM 1500
Table Size	mm	800 x 800	1000 x 1000	1000 x 1000	1200 x 1200	1500 x 1500
Strokes X/ Y/ Z	mm	1000/ 600/ 600	1500/ 800/ 800	2000/ 1000/ 1000	2500/ 1200/ 1200	3000/ 1500/ 15000
B axis	rpm	1 x 360 deg	1 x 360 deg	1 x 360 deg	1 x 360 deg	1 x 360 deg
Spindle speed Bt50 (HSK A100)	rpm	6000	6000	6000	4000	4000
Spindle Power (Cont/ int)	kW	11/ 15 (15/ 18.5)	18.5/ 22 (22/ 26)	18.5/ 22 (22/ 26)	22/ 26 (30/ 37)	22/ 26 (30/ 37)
Safe load	kg	1000	2000	3000	3000 (5000)	3000 (5000)

(Special Configuration based on customer requirement)



Two-way HMC
Double Productivity for Higher Profits

Modular Design suitable for Automation

90% Higher Productivity

40% to 45% Reduction in Floor Space

Spindles work Independently / Simultaneously

Operator Saving

30% Power Saving

Isolated Tool Magazine

Additive Manufacturing
Metal 3d Printing Solutions

photon

Metal Hybrid Solutions

Metal Robotic Solutions



Gantry Type 3D Printing

Vertical Turning Lathe - Turret type

- High speed bi-directional hydraulic turret assures vibration free cutting
- Serving the requirements of heavy engineering industries i.e Oil & Gas, Earth Moving, Automobile & Construction parts

Turret Series	Unit	BVL 500 H	BVL 550 H	BVL 700 H	BVL 800 H	BVL 900 H	BVL 1250 H
Chuck size	mm	400	400	530	630	800	1250
Max turning dia	mm	500 (for 100 mm long)	550 (for 100 mm long)	640 (for 100 mm long)	820 (for 150 mm long)	900 (for 150 mm long)	1250 (for 150 mm long)
Standard Turning dia	mm	400	450	600	600	800	800
Max Turning height	mm	500	500/ 700	700	850	830	850
Spindle nose		A2 - 8	A2 - 8	A2 - 11	A2 - 11	A2 - 11	Geared Spindle
Job envilope - max (L x dia)	mm	400 x 500	450 x 500	600 x 700	600 x 850	800 x 830	800 x 850

Vertical Turning Lathe - Ram type with RL CF Series

- Ram type Live spindle Continuous Feed for Table
- Catering wide application requirement from basic Turning, Boring, Deep Boring also Turn-mill applications i.e Drilling, Milling and profile machining..

Turret Series	Unit	BVL 800-RL	BVL 1000-RL	BVL 1200-RL
Max swing diameter	mm	1100	1300	1600
Max turning diameter	mm	900	1100	1350
Max turning height	mm	800	800	800
X axis stroke	mm	685 (- 60 to + 625)	780 (- 60 to + 720)	905 (- 60 to + 845)
Z axis stroke	mm	825	825	825
Spindle speed	rpm	10-450	10-450	10-250
Live tool spindle speed	rpm	50-2400	50-2400	50-2400
Positioning accuracy of C-axis	Arc Sec	36	36	36
Job envelope - max (dia x length)	mm	900 x 800	1100 x 800	1350 x 1200

Vertical Turning Lathe - Milling Head type

- Multi-tasking operations

Model	Unit	BVL 800 ML
Max Swing diameter	mm	Upto 1100
Max turning diameter	mm	850 for 200 mm
Std chuck size	mm	630 (800)
Max turning length	mm	800
Max boring length	mm	350
Spindle speed	rpm	50 - 1000
Live Spindle power	kW	11/ 15
Live tool spindle speed	rpm	50 - 3700

Horizontal Turning & Turn-mill PL5030 L/R - Series

- Integrated Castings provides Rigidity & Superior cutting Performance
- Automation Friendly design

Modèle - PL5030 L/ R	Unité	PL5030 L 800	PL5030 L 1200	PL5030 L 1600	PL5030 R 750	PL5030 R 1150	PL5030 R 1550
Chuck size	mm	305/ 315			305/ 315		
Max turning dia on chuck	mm	500			480		
Max turning dia between centers (over carriage)	mm	480			480		
Axes strokes X/ Z	mm	280/ 920	280/ 1320	280/ 1730	280/ 940/ 920	280/ 1340/ 1320	280/ 1750/ 1730
Spindle nose		A2-8 (A2-11)			A2-8 (A2-11)		
Spindle power - Fanuc	kW	15/ 18.5 (22/ 26)			15/ 18.5 (22/ 26)		
Spindle power - Siemens	kW	15/ 19.5 (22/ 26)			15/ 19.5 (22/ 26)		
Live tool motor power max	kW	NA			3.7		
Max turning dia x max length	mm	500/ 800	500/ 1200	500/ 1600	480/ 750	480/ 1150	480/ 1550

Horizontal Turning & Turn-mill PL6050 L/R - Series

- Integrated Castings provides Rigidity & Superior cutting Performance
- Automation Friendly design

Model PL6050 L/ R	Unit	PL6050 L 1000	PL6050 L 1500	PL6050 L 2000	PL6050 R 1000	PI6050 R 1500	PL6050 R 2000
Chuck size	mm	400/ 500			400/ 500		
Max turning dia on chuck	mm	650			BMT-75 630/ VDI 50 560		
Max turning dia between centers (over carriage)	mm	560	560	560	560	560	560
Axes strokes X/ Z		375/ 1150	375/ 1650	375/ 2150	380/ 1150	380/ 1650	380/ 2150
Spindle nose	kW	A2-11			A2-11		
Spindle power - Fanuc	rpm	22/ 26 (30 37			22/ 26 (30/ 37)		
Spindle power - Siemens	mm	22/ 26 (28/ 33.6)			22/ 26 (28/ 33.6)		
Live tool motor power max	kW	NA			5.5		
Max turning dia x max length	mm	650/ 1000	650/ 1500	650/ 2000	630/ 1000	630/ 1500	630/ 2000

Products ...

Horizontal Turning - NEO +

✔ Compact Turning for High Productivity

Specifications	Unit	Neo+	Neo 2050
Chuck size	mm	200	200
Max turning dia on chuck	mm	300	330
Max turning dia between centers (over carriage)	mm	270	300
Axes strokes X/ Z	mm	165/ 400	185/ 520
Spindle nose	type	A2 - 6	A2 - 6
Spindle power	kW	7.5/ 11	7.5/ 11
Max turning dia x max length	mm	300/ 305	330/ 465

Horizontal Turning - Rhino

✔ Heavy-duty Turning for Superior cutting performance

Specifications	Unit	Rhino 2050	Rhino 2070	Rhino 2550	Rhino 2070	Rhino 3050	Rhino 3070	Rhino 3120
Chuck size	mm	250	250	250	250	304	304	304
Max turning dia on chuck	mm	360	360	360	360	600	600	600
Max turning dia between centers	mm	330	330	330	330	480	480	480
Axes strokes X/ Z	mm	200/ 620	200/ 820	200/ 620	200/ 820	325/ 660	325/ 860	325/ 1240
Spindle nose	type	A2 - 6	A2 - 6	A2 - 8	A2 - 8	A2 - 11	A2 - 11	A2 - 11
Spindle power	kW	11/ 15	11/ 15	11/ 15	11/ 15	15/ 18.5	15/ 18.5	15/ 18.5
Max turning dia x max length	mm	360/ 490	360/ 690	360/ 500	360/ 700	600/ 595	600/ 795	600/ 1175

Horizontal Turning - Helix & Helix Y

✔ Multi-tasking Turn-mill, Done-in-one

Specifications	Unit	Helix 2050	Helix 2070	Helix 2550	Helix 2570	Helix 2050 Y	Helix 2550 Y
Chuck size	mm	250	250	250 (304)	250 (304)	250	250
Max turning dia on chuck	mm	360	360	360	360	280	280
Max turning dia between centers	mm	330	330	330	330	240	240
Max component dia at Y+50 position	mm	NA	NA	NA	NA	140	140
Axes strokes X/ Z	mm	200/ 600	200/ 800	200/ 600	200/ 800	200/ 600	200/ 600
Axes strokes Y	mm	NA	NA	NA	NA	+/- 50	+/- 50
Live tool speed	rpm	4000	4000	4000	4000	4000	4000
Turret type (BMT 65) - No of stations	Nos	12	12	12	12	12	12
Live tool spindle power (F/S)	kW	4.5/ 5.6	4.5/ 5.6	4.5/ 5.6	4.5/ 5.6	4.5/ 5.6	4.5/ 5.6
Max turning dia x max length	mm	360/ 525	360/ 725	360/ 525	360/ 725	280/ 500	280/ 485

Customized Solutions ...

End-to-end Solutions
Complete Process Design & Integration

BFW SPMs aligned to supply customised machines with complete process design, Integrated solutions to enable manufacturers to dramatically enhance productivity with reliable and consistent results

Process Driven Approach

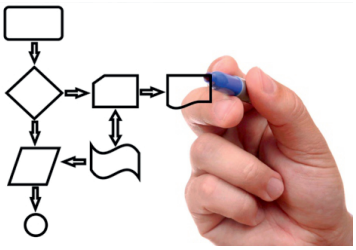

Machine

Process Design



Fixture

Understand customer needs, conceptualize and provide end-to-end solutons

Deburring Device



Tooling



Gantry & Automation

A Methodical yet customized and
Solution Oriented Approach - from Concept to Commissioning

Solutions ...

Railways

Axle Shaft

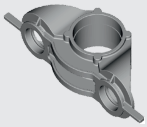

Axle Box Housing

Roll Link

LHB Bogie frame

Control arm assembly

Wheel

Traction Center

Bogie frame for diesel Loco

Many more...

Aerospace

Engine Parts



Rib Interspar

Top Longeron



After Honey Comb machining Cell



Rudder

Suction Body

Open Impeller



Closed Impeller



Oil & Gas
Industrial Valves

Globe Valve

Gate Valve

Plug Valve

Check Valve

Many more...

Solutions ...

Automotive

Front Axle Beam

Cam Shaft

Connecting Rod

Rear Axle Beam

Cylinder Block

Cylinder Head

Stub Axle

Crankshaft

Differential Case

Rear Twist Beam


Oil Pan

Many more...

Tractor

Crankshaft

Cylinder Block

Cam Shaft

Axle Shaft

Gear box Housing


Front Axle

Diffrential Housing

Connecting Rod

Many more...

Customers ...

Precious Relationships ...

Many more...



Upcoming New Facility Unit 3

(State-of-the-art Factory for Global Requirements)

Network

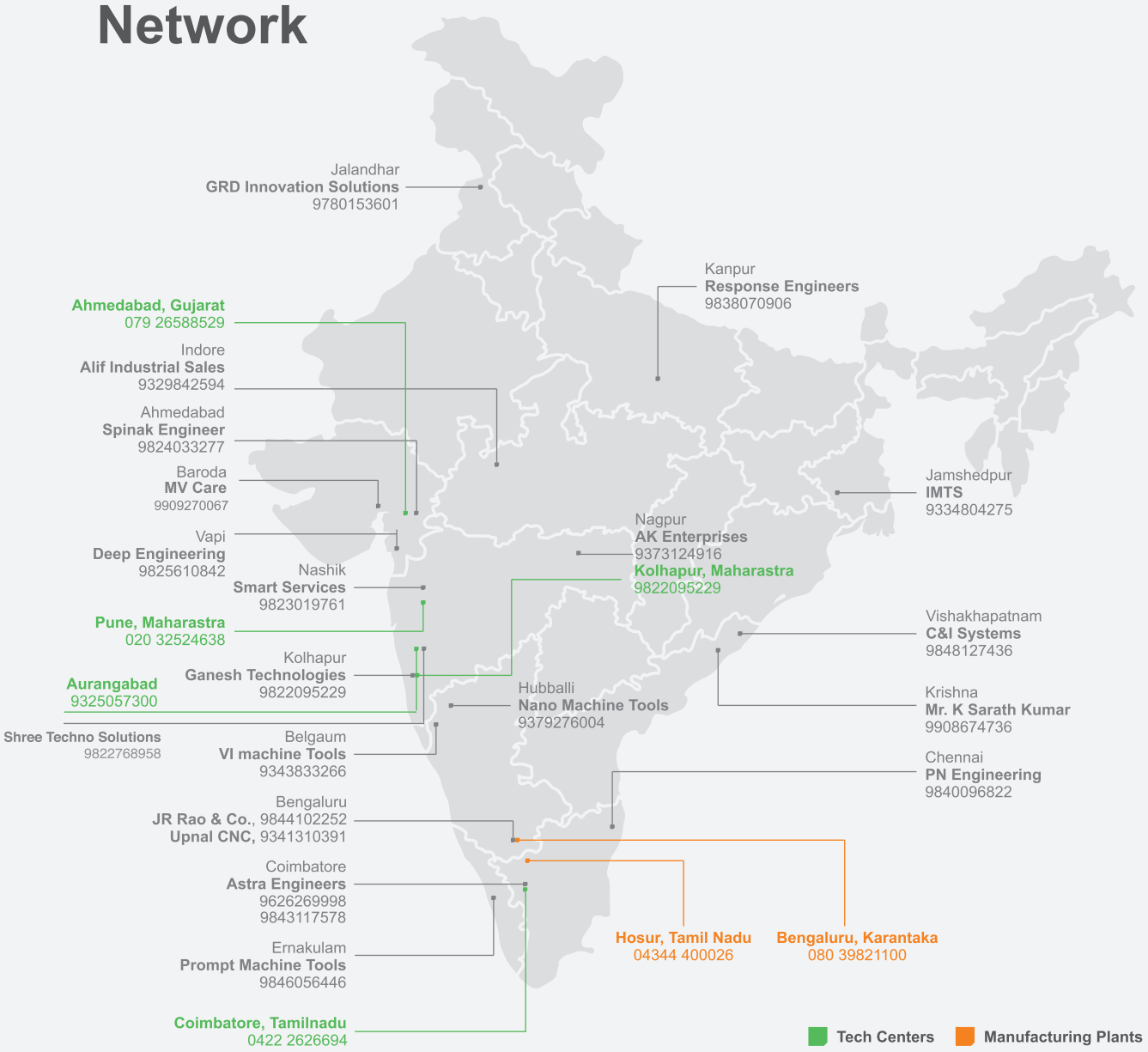

International Network

- Bangladesh
- Bahrain
- China
- France
- Germany
- Iran
- Kuwait
- Netherlands
- Oman
- Poland
- Qatar
- Russia
- Saudi Arabia
- Sri lanka
- South Africa
- Thailand
- Turkey
- UAE

Bharat Fritz Werner
Off Tumkur Road, Bangalore 560022, India
Ph 080-39821100/ 28395745
Fax: 080-28394816, e-mail:bfwmarketing@bfw.co.in | URL: www.bfwindia.com

Belgaum	Block 4, Plot 737, Khanapur Road, Near Railway Gate 3, Udyambag, Belgaum 590008.
Chennai	D22, First Floor, First Street, Sector 3, Ambattur Industrial Estate (South), Chennai - 600058. Ph: (044)26251505. E-mail: bfwchennai@bfw.co.in
Coimbatore	7, Karayampalayam Road, Mylampatti (PO) Coimbatore - 641 062. Ph (0422) 2626694, E-mail: bfwcoimbatore@bfw.co.in
Gurgaon	Spaze tech park; office no 769, 7th floor, tower B2, Sector 49, Sohna road, Gurgaon 0- 122018
Hyderabad	Flat No 204, 1-11-229, Ramaveda Srisampada Apt. Near Shyamalal Bldgs, Begumpet, Hyderabad - 500016, Ph: (040) 27762035, E-mail: bfwhyderabad@bfw.co.in
Kolkata	D - 4/ 4, Gillander House, 8, Netaji Subhash Road, Kolkata 700001. Ph (033) 40102140 - 42, 22623387, Fax (033) 4005691, E-mail: bfwkolkata@bfw.co.in
Mumbai	206, Runwal Commercial Complex, LBS Marg, Mulund West, Mumbai 400080. Ph: (022) 25653362/ 58. Fax: (033) 40056911. E-mail: bfwmumbai@bfw.co.in
New Delhi	510, Mahatta Towwers, B - Block, Community Center, Janakpuri, New Delhi 110058. Ph: (011) 25522210. Fax: (011) 4 5629699. E-mail: bfwdelhi@bfw.co.in
Pune	BFW House, 124 A, H block, MIDC, Pimpri, Pune 411018. Ph: (020) 32524638. E-mail: bfwpune@bfw.co.in
Pune Chakan MIDC	No.3, Vedant Plaza, Plot No. PAP 40&41, Phase 1, Chakan MIDC, Near Suzlon Generators Ltd. Pune - 410501
Punjab	Suite No 205, 2nd floor, E-195, Industrial Area, Phase - VIII B, S A S Nagar, Mohali (Punjab) - 160071
Rajkot	85-86, 4th Floor, Samruddhi Bhavan, Opp. Bombay Garage petrol pump, Gondal Road, Rajkot 360002. E-mail: bfwrajkot@bfw.co.in

Representatives at Jamshedpur(Jharkhand) - 938030800, Kolhapur (Maharastra)- 9370958107, Hosur (Tamilnadu) 9342336169

We are continuously working on the development of our products, the information contained in this brochure is subject to modification.
While all efforts have been made to ensure that this publication carries the correct information, the reader is advised to consult an authorised representative of Bharat Fritz Werner to ascertain latest details.

Kanaka@BFW/ CorporateBrochure/14-07-23